

Consultant overview report

Contents

Volume	2
Length of stay	4
Carpal tunnel release	6
Dupuytren's contracture surgery	6
Cubital tunnel release	7
Ganglion excision - wrist and hand	7
Skin lesion removal	8
Removal of metalwork from bone	8
Tennis elbow release	9
Wrist arthroscopy	9
Joint injections for pain	10
Ganglion excision	10
Adverse events	11
Patient feedback	13

Volume

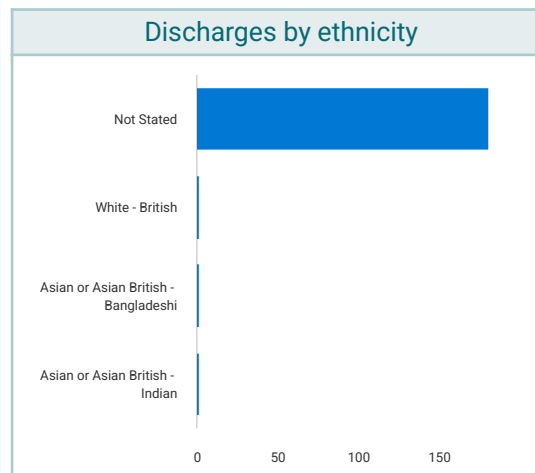
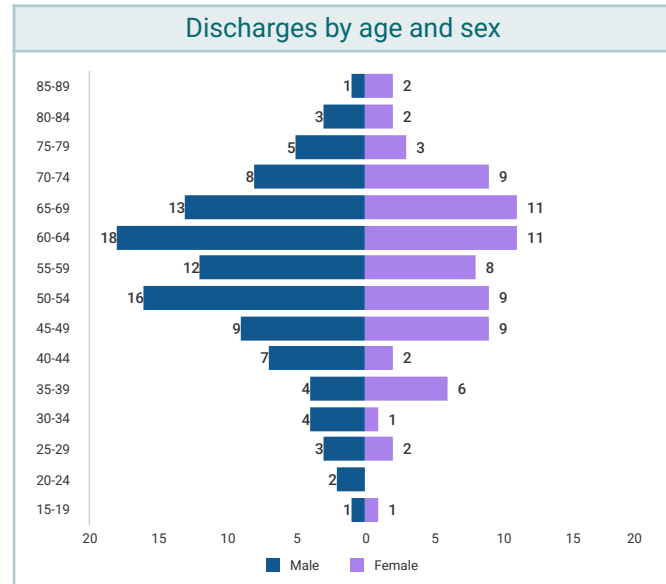
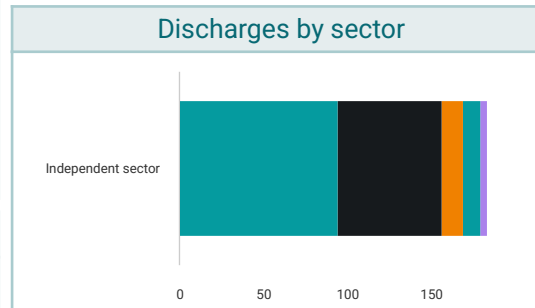
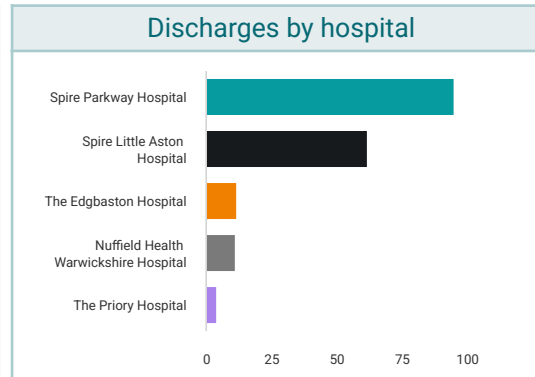
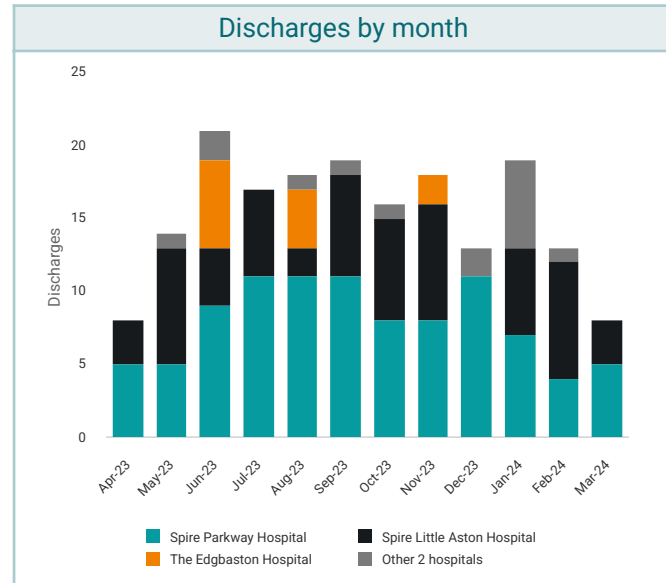
Period Apr 2023 - Mar 2024 (Current)
Consultant Shyamalan, Gunaratnam (4634038)

This page shows the volume of private hospital discharges attributed to you. Only discharged patients are used to calculate volume in the selected period. Volume, viewed in isolation, cannot tell you about the patient care, patient safety or quality of the procedures performed by a consultant. However, when viewed with other information, such as length of stay and patient feedback, it can help you build a picture of the care you provide.

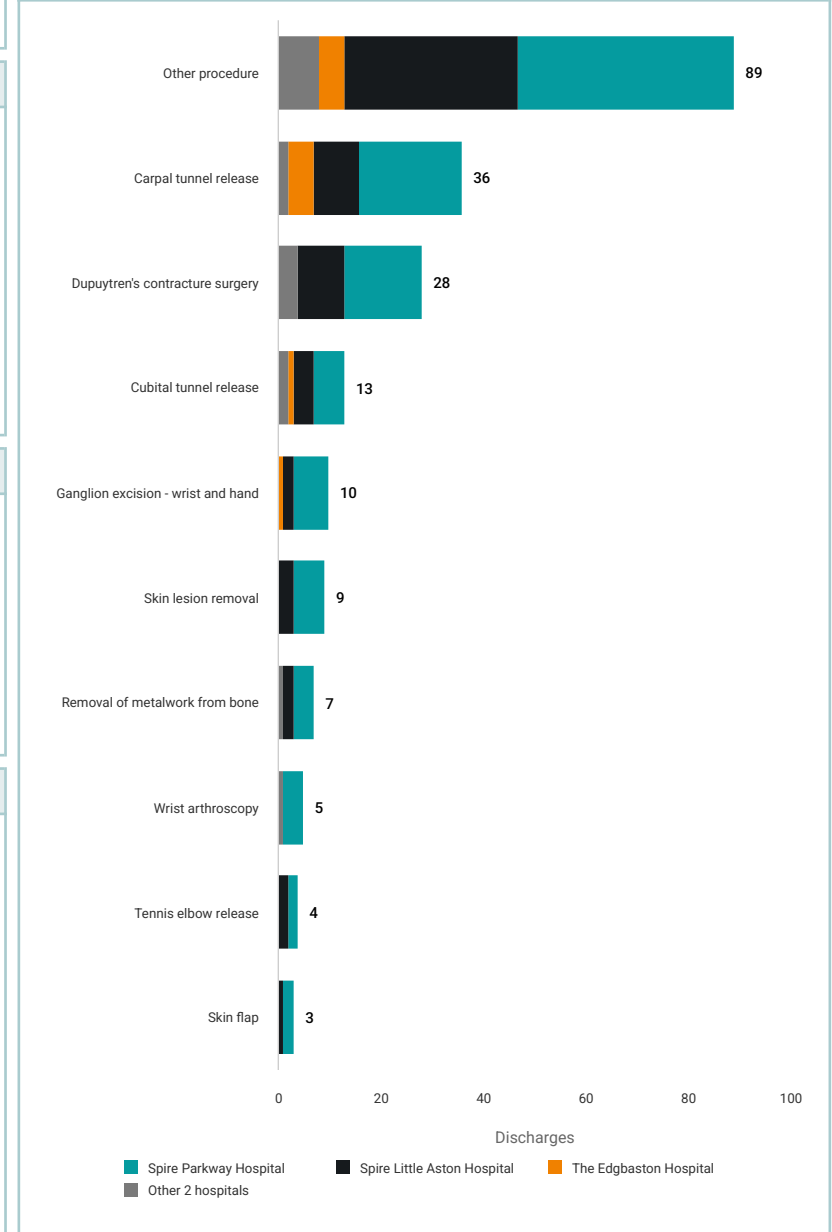
1. **Headline numbers:** A count of the total number of discharges. Total volume represents all inpatient and daycase patients combined. The count is split by funding type (self-pay and insured) and expressed as a percentage of the total.
2. **Discharges by month:** A monthly count of discharges broken down by hospital. Note, only the three sites with the greatest number of discharges are shown separately, any additional sites you work at are grouped together.
3. **Discharges by hospital:** A count of the total number of discharges (inpatients and day cases combined) broken down by hospital.
4. **Discharges by age and sex:** A count of the total number of discharges (inpatients and day cases combined) broken down by age (5-year bands) and sex.
5. **Discharges by sector:** A count of the total number of discharges (inpatients and day cases combined) broken down by the patient's treatment setting - an independent hospital or an NHS Private Patient Unit (PPU).
6. **Discharges by ethnicity:** A count of the total number of discharges (inpatients and day cases combined) broken down by ethnic category.
7. **Discharges for procedures:** A count of the total number of discharges (inpatients and day cases combined) by procedure group. Each procedure group is also split by the top three hospitals (plus the remainder grouped together).

Volume

184 Total procedures **27** Self-pay patients 14.7% **157** Insured patients 85.3%



Discharges for top 10 procedure groups



Length of stay

Period Apr 2023 - Mar 2024 (Current)
Consultant Shyamalan, Gunaratnam (4634038)

This page shows the calculated length of stay for procedures undertaken in a private hospital attributed to you. PHIN collects data from independent hospitals to calculate and publish Length of Stay (LoS) measures.

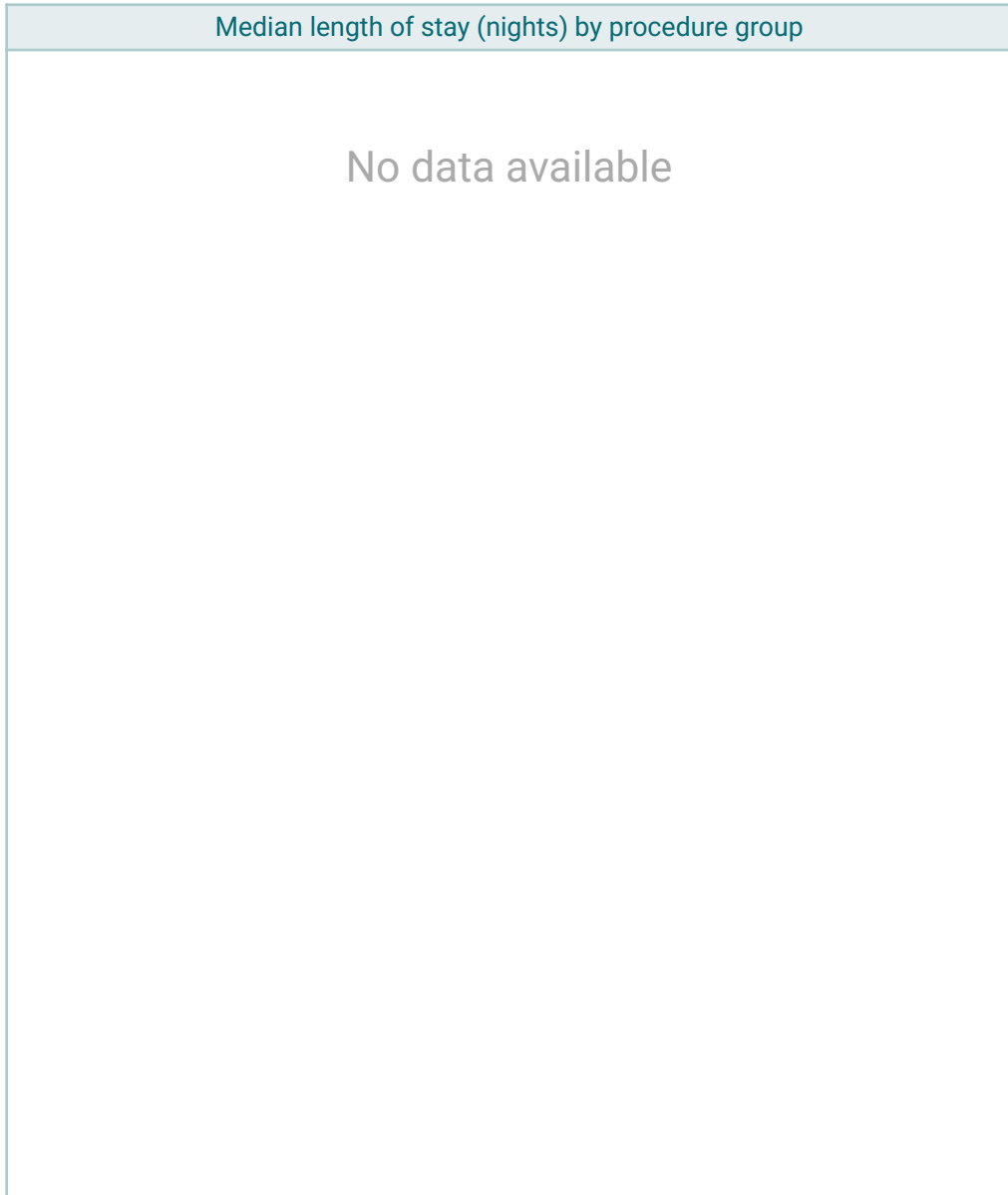
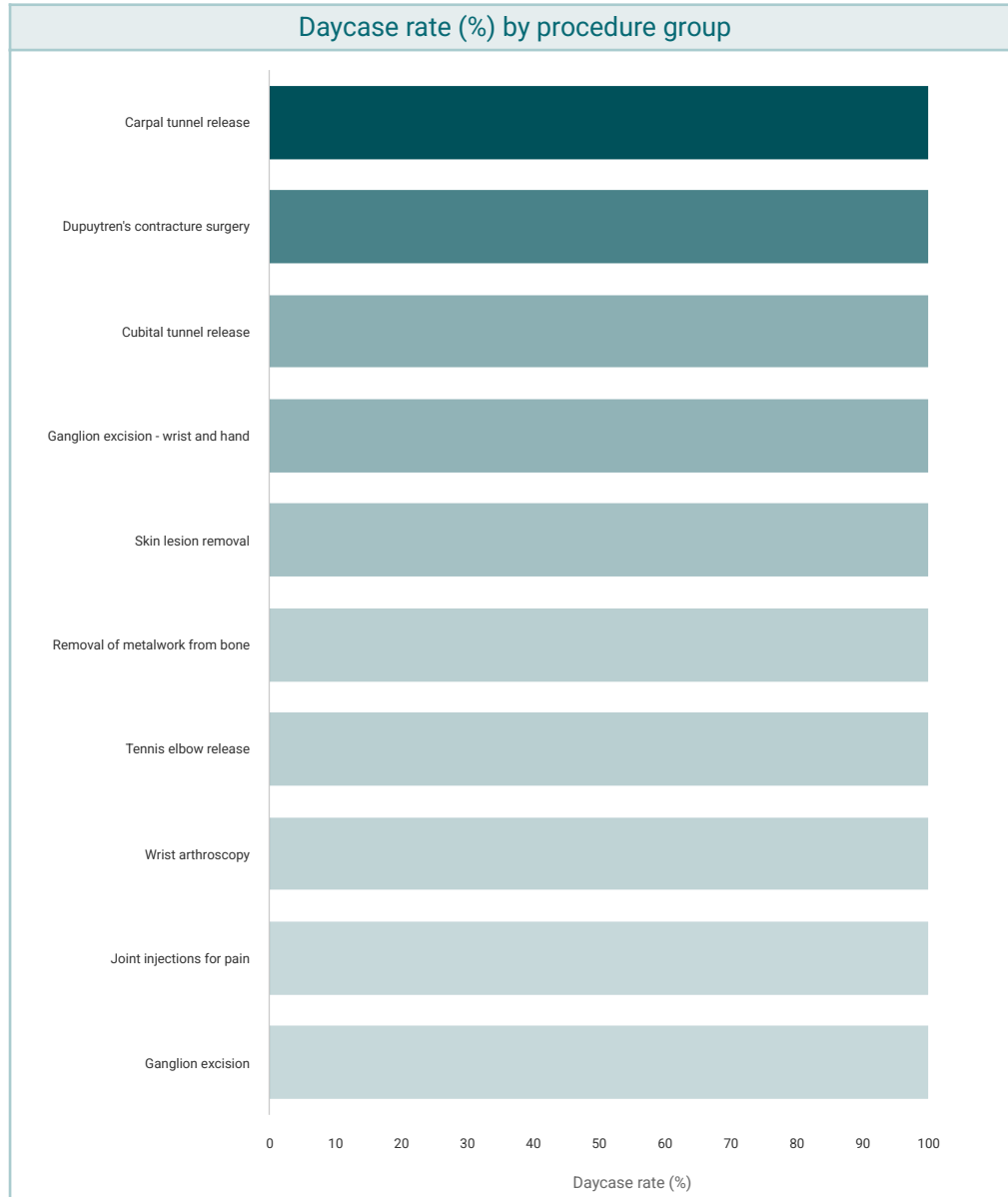
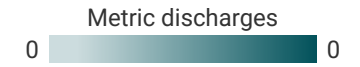
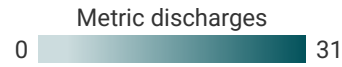
LoS is published for Procedure Groups at consultant level. A Procedure Group is a grouping (or 'recipe') of clinically related OPCS codes which is both suitable for reporting and analysis and is recognisable to a member of the public.

The LoS measures are only calculated where this is at least one overnight stay in the hospital.

Day case rate is calculated for day case spells which is the percentage of procedures within the selected procedure group performed as a day case (where the patient is admitted and discharged on the same day i.e., there is no overnight stay). Percentage of day case rates is calculated by dividing the count of 'Day Case Spells' by 'Total Discharges, multiplied by 100.

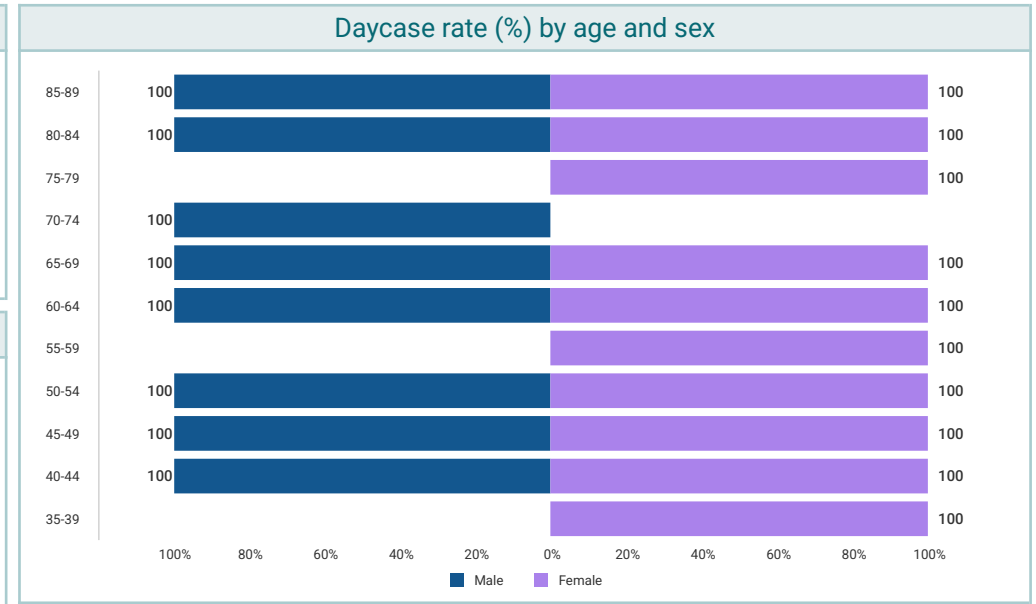
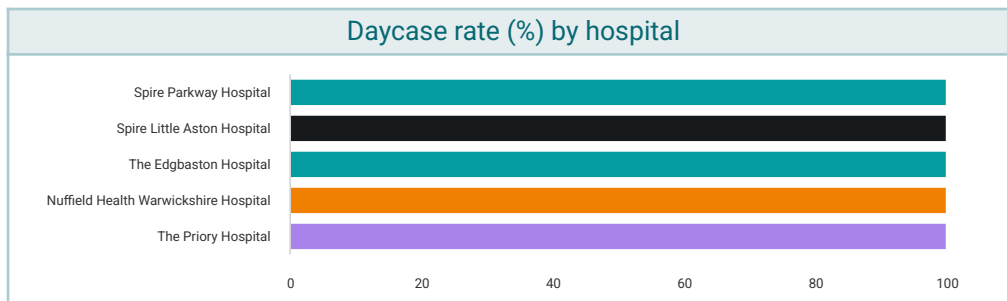
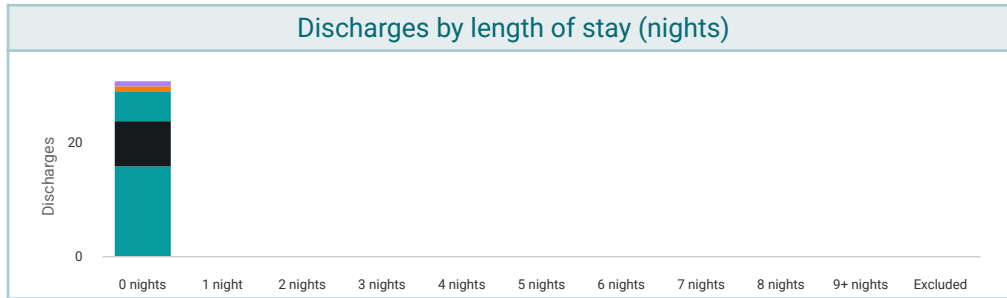
1. Daycase rate (%) by procedure group: The daycase rate based on the total number of discharges (inpatients and daycases combined) by procedure group.
2. Median length of stay (nights) by procedure group: A calculated median length of stay based on inpatients only (daycases are excluded).
3. Discharges by length of stay (nights): A count of total number of discharges (inpatients and day cases combined) split by length of stay (nights).
4. Daycase rate (%) by hospital: The daycase rate based on the total number of discharges (inpatients and day cases combined) split by hospital.
5. Daycase rate (%) by age and sex: The daycase rate based on the total number of discharges (inpatients and day cases combined) split by age (5-year bands) and sex.

Length of stay by procedure group



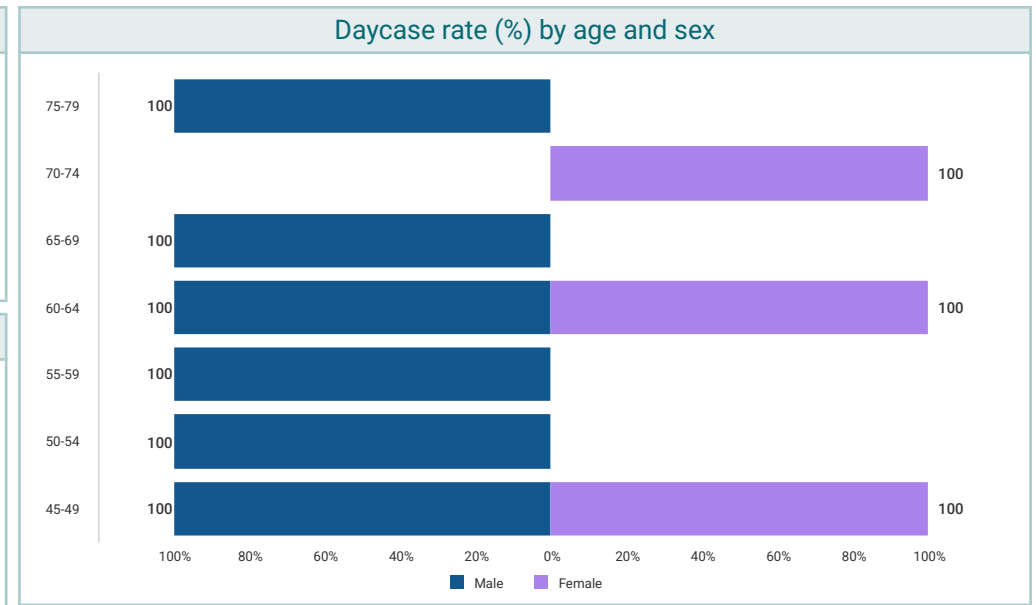
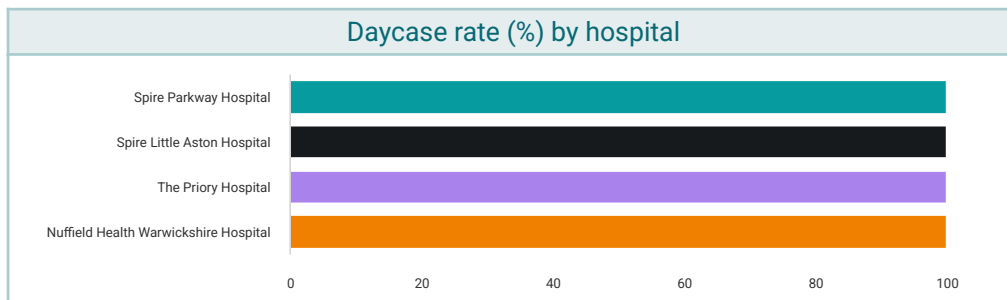
Carpal tunnel release

Discharges: 31 Metric discharges: 31



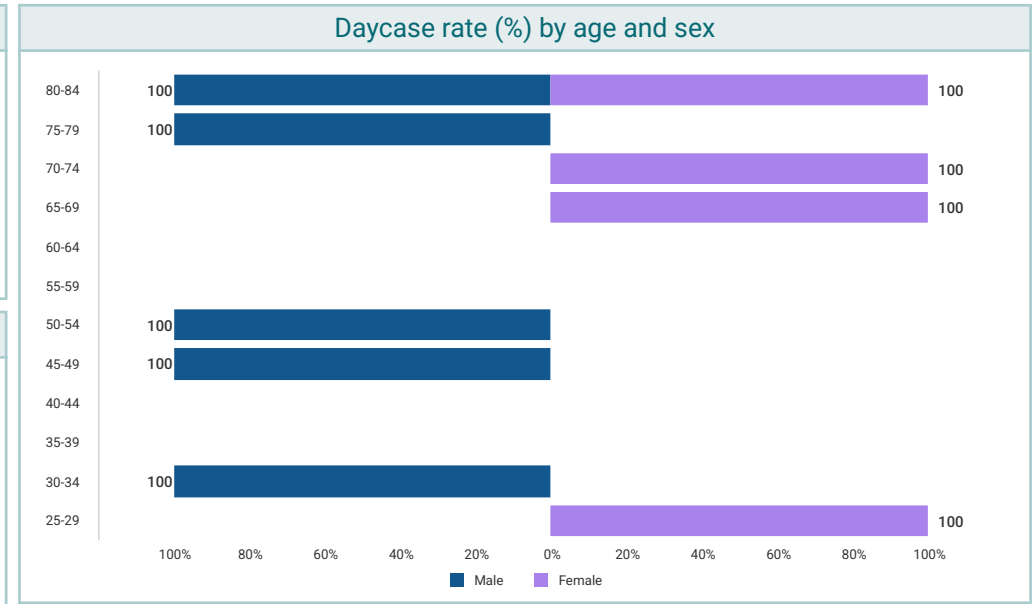
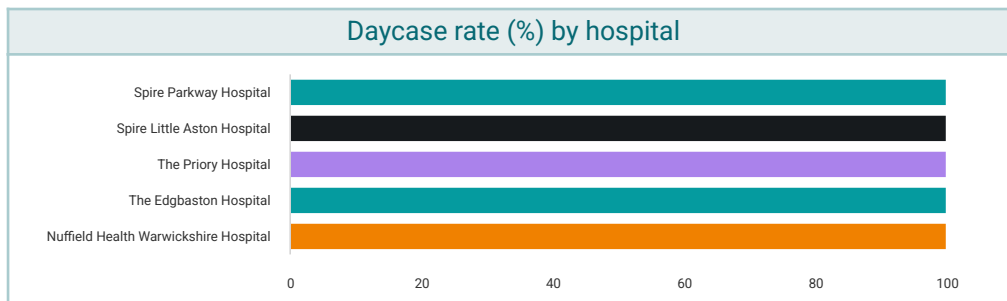
Dupuytren's contracture surgery

Discharges: 20 Metric discharges: 20



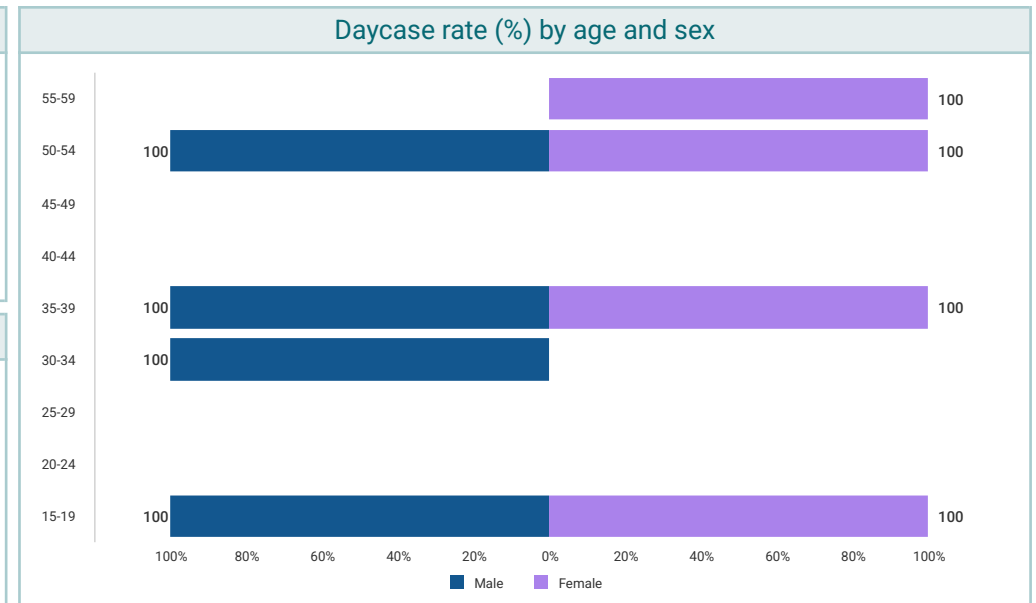
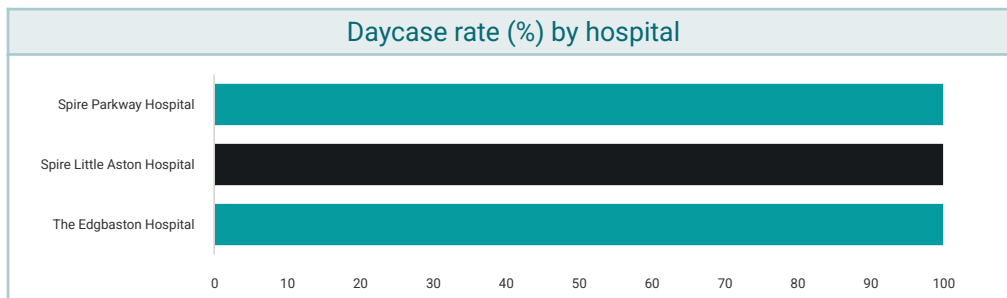
Cubital tunnel release

Discharges: 10 Metric discharges: 10



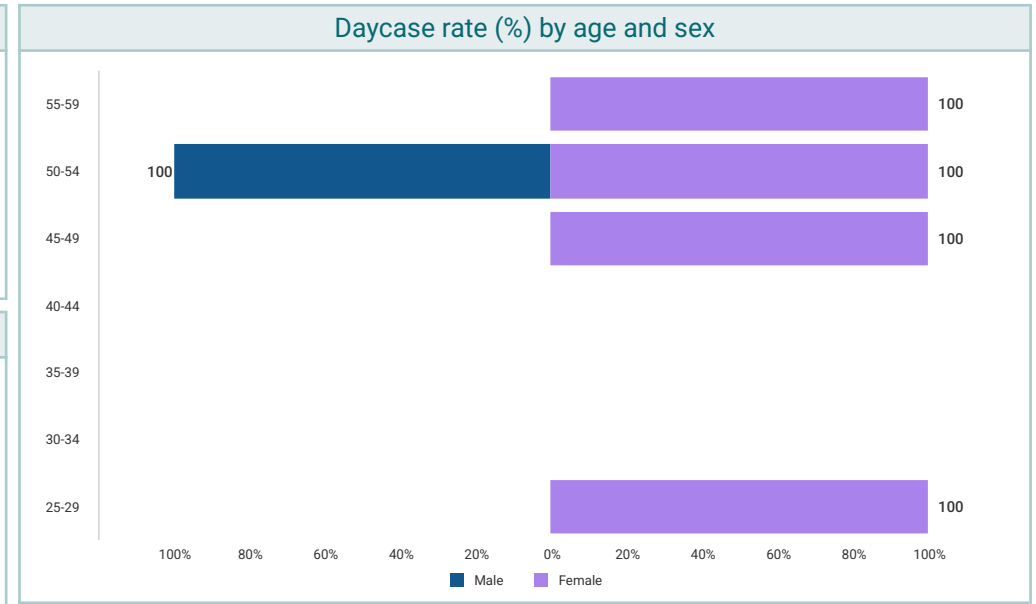
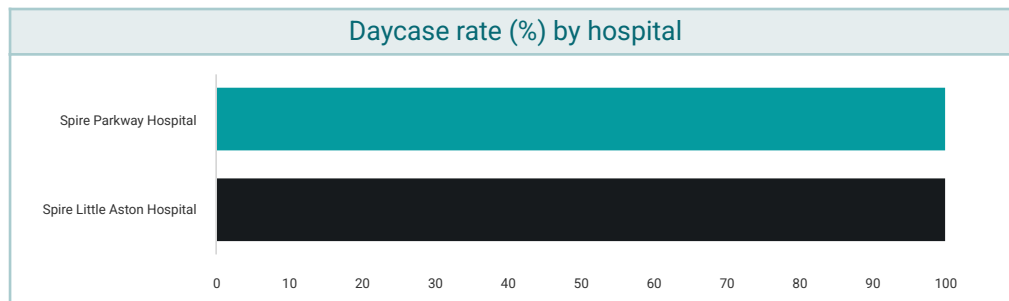
Ganglion excision - wrist and hand

Discharges: 9 Metric discharges: 9



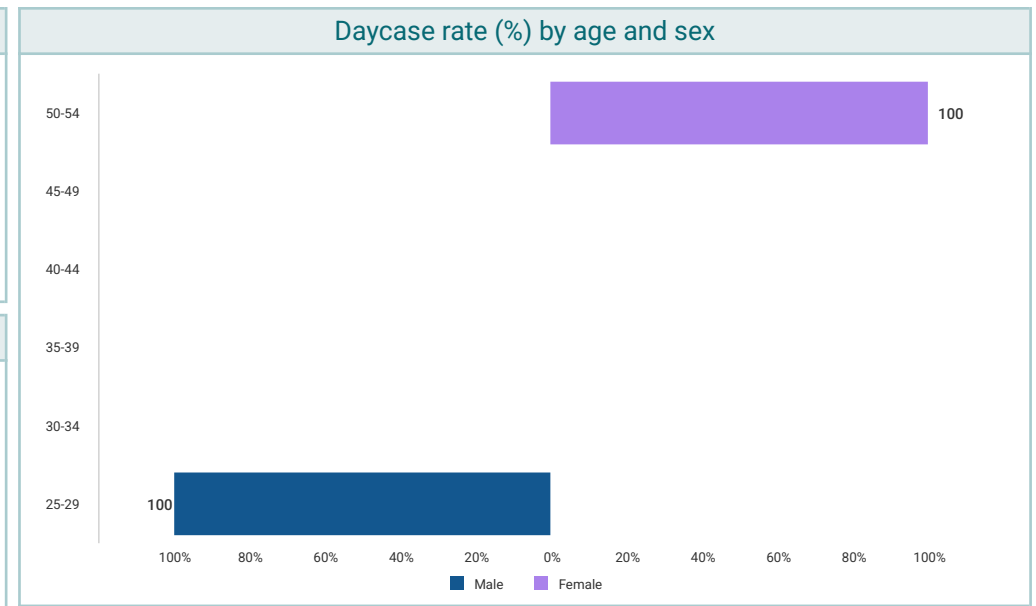
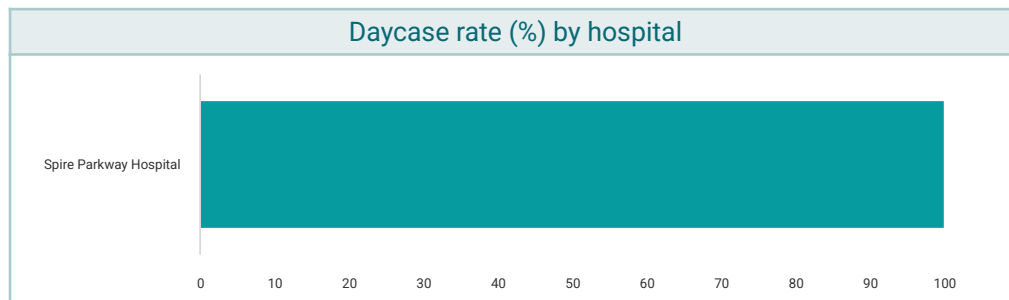
Skin lesion removal

Discharges: 6 Metric discharges: 6



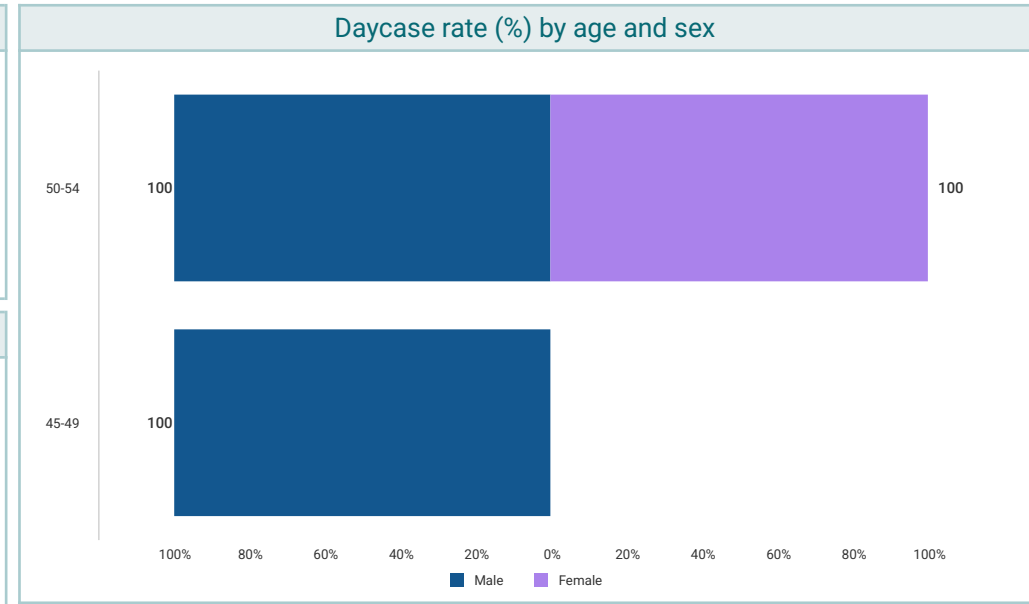
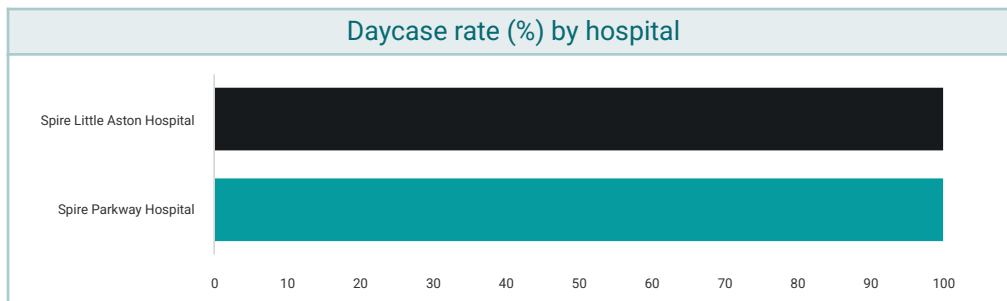
Removal of metalwork from bone

Discharges: 3 Metric discharges: 3



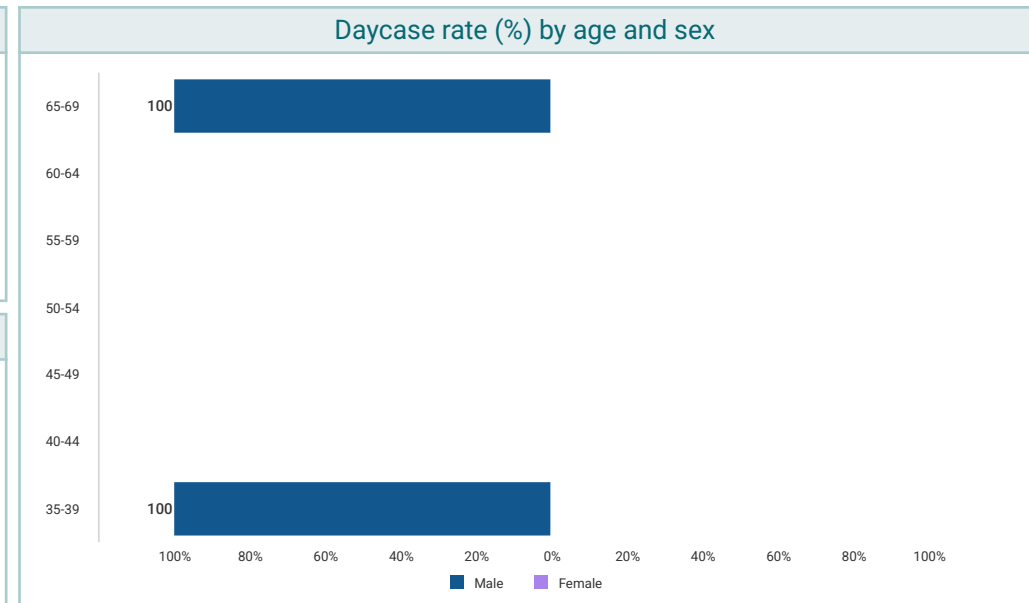
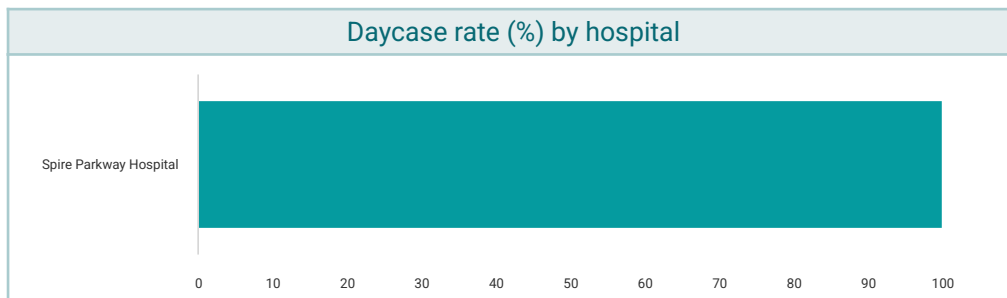
Tennis elbow release

Discharges: 3 Metric discharges: 3



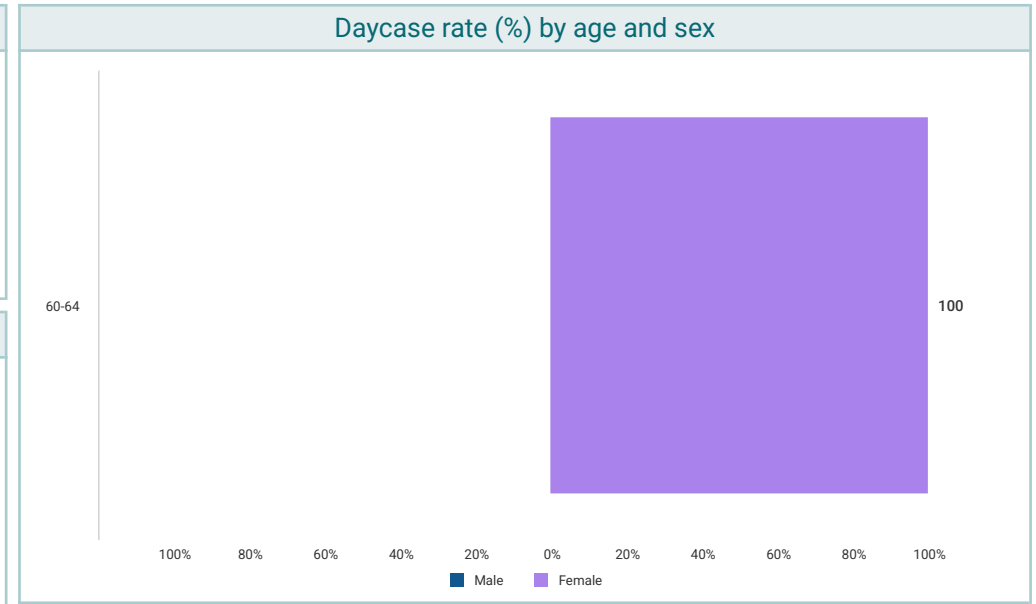
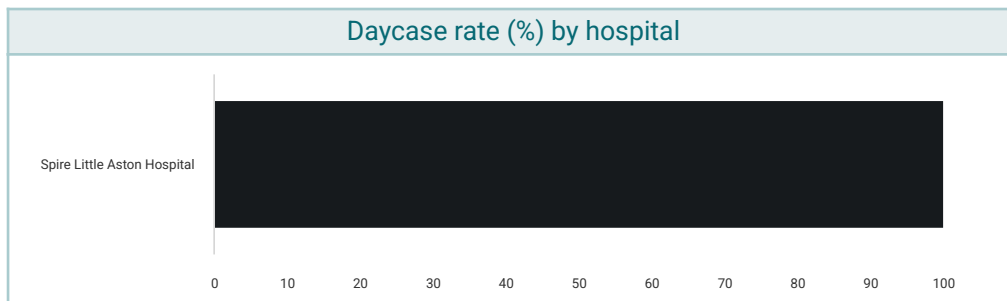
Wrist arthroscopy

Discharges: 2 Metric discharges: 2



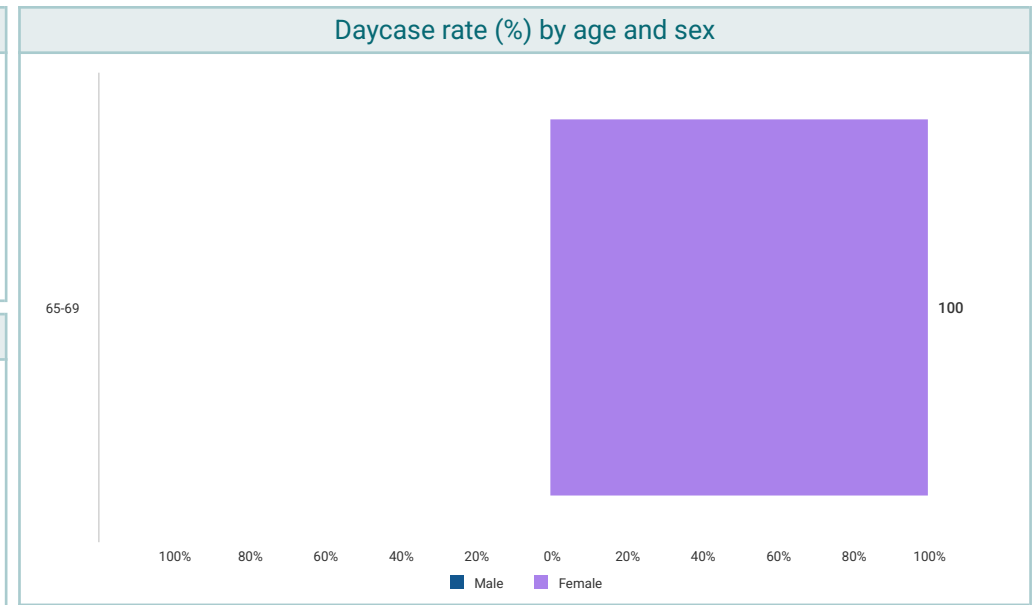
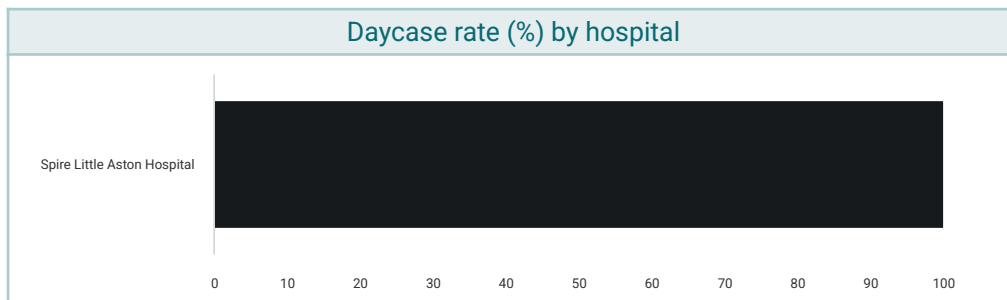
Joint injections for pain

Discharges: 1 Metric discharges: 1



Ganglion excision

Discharges: 1 Metric discharges: 1



Adverse events

Period Apr 2023 - Mar 2024 (Current)
Consultant Shyamalan, Gunaratnam (4634038)

This page shows hospital reported adverse events that have occurred in a private hospital attributed to you. PHIN collects and publishes the following adverse events:

- Mortality – death of a person.
- Serious Injury – serious injury to a person.
- Returns to theatre – return to theatre during the same admission for complications or untoward outcomes relating to a previous inpatient operative procedure.
- Unplanned transfer – unplanned transfers of inpatients to another hospital (NHS or independent).
- Unplanned readmission – unplanned readmissions within 31 days of the discharge date.
- Surgical Site Infections - an infection that occurs after surgery in the part of the body where the surgery took place.
- Never Events - These are patient safety incidents that are wholly preventable where guidance or safety recommendations that provide strong systemic protective barriers are available at a national level and have been implemented by hospitals.

This data is self-reported by private hospitals to PHIN based on criteria originally determined by the CQC. Adverse events data at a consultant level is not published externally on PHIN's website.

1. Hospital Reported Adverse Events: A count of mortality, returns to theatre, unplanned transfers and unplanned readmissions split by the individual discharge date, adverse event date, hospital, age, sex and procedure.
2. Surgical Site Infections: A count of surgical site infections as defined by the UK Health Security Agency split by the discharge date, adverse event date, hospital, age, sex and procedure.
3. Healthcare Associated Infections: A count of infections contracted directly from hospital treatment or in the community shortly before admission split by the infective microorganism, discharge date, adverse event date, hospital, age, sex and procedure.
4. Never Events: A count of never events.
5. Data quality: The count of hospitals in which a consultant has worked and for which PHIN has received complete data for expected months for all discharges for all consultants. Data coverage is the percentage of adverse event data (including null returns) that has been submitted for you by hospitals i.e. a hospital submitted only six of 12 months of expected data, but your data coverage is 100% as you only worked there for one month.

You have no adverse events for your selected period

5/5 sites have complete data

100% data coverage

- ✓ Data received from **Spire Parkway Hospital** is incomplete (12/12 months received)
- ✓ Data received from **Spire Little Aston Hospital** is incomplete (12/12 months received)
- ✓ Data received from **Nuffield Health Warwickshire Hospital** is incomplete (12/12 months received)
- ✓ Data received from **The Edgbaston Hospital** is incomplete (12/12 months received)
- ✓ Data received from **The Priory Hospital** is incomplete (12/12 months received)

Patient feedback

Period Apr 2021 - Mar 2024 (Current)
Consultant Shyamalan, Gunaratnam (4634038)

- Satisfaction - This shows how likely patients are to recommend the consultant to their friends and family.
- Experience - This shows whether patients felt that their needs were met by the consultant. This includes whether they felt things were explained clearly, whether they had enough time with their consultant, and whether the consultant showed them understanding when assessing their care needs.

These questions have been uniformly agreed by the independent sector and collected by the hospital after a patient's care with you is complete. All responses are submitted to PHIN anonymously. To maintain this, if you have less than 30 responses in a single period (three years), the individual question responses breakdown is suppressed for that period.

1. Total responses by period: A count of patient feedback responses broken down by period (three years).
2. Number of responses by hospital: A count of patient feedback responses split by hospital.
3. Satisfaction: A count of responses to the satisfaction question.
4. Experience: A count of responses to the experience questions.

Patient feedback

